



---

**P.O.BOX 2882, Windhoek**  
**Tel: + 264 61 283 5100, Fax +264 61 283 5259**  
**Web address: [www.fic.na](http://www.fic.na)**  
**E-mail address: [helpdesk@fic.na](mailto:helpdesk@fic.na)**

**MONTHLY STATISTICAL REPORT: MARCH 2026**

---

## 1. Incoming Reports

**Table 1: Reports Received**

|                            | Mar-26 | Feb-26 | Mar-25 | Total <sup>1</sup> |
|----------------------------|--------|--------|--------|--------------------|
| <i>AIFs</i> <sup>2</sup>   | 209    | 147    | 144    | <b>1,133</b>       |
| <i>CBMCRs</i> <sup>3</sup> | 0      | 0      | 0      | <b>293</b>         |
| <i>CTRs</i> <sup>4</sup>   | 3,792  | 3,351  | 3,187  | <b>388,900</b>     |
| <i>EFTs</i> <sup>5</sup>   | 5,467  | 22,069 | 10,387 | <b>11,602,730</b>  |
| <i>IFTs</i> <sup>6</sup>   | 16,212 | 13,535 | 7,955  | <b>5,113,191</b>   |
| <i>SARs</i> <sup>7</sup>   | 35     | 33     | 33     | <b>2,390</b>       |
| <i>STRs</i> <sup>8</sup>   | 202    | 208    | 186    | <b>15,578</b>      |

The current reporting period has seen an increase in the volume of AIFs, CTRs, IFTs and SARs when compared to February 2026.

**Table 2: Requests for Information**

|                           | Mar-26 | Feb-26 | Msr-25 | Total        |
|---------------------------|--------|--------|--------|--------------|
| <i>IRDs</i>               | 22     | 28     | 11     | <b>1,455</b> |
| <i>IRIs</i> <sup>10</sup> | 2      | 1      | 2      | <b>107</b>   |

22 IRDs and 2 IRIs were received in March 2026. To date, a total of 1,562 requests has been received by the FIC.

<sup>1</sup> Total reports received since inception.

<sup>2</sup> AIF: Additional Information File;

<sup>3</sup> CBMCR: Cross Border Movement of Cash Report;

<sup>4</sup> CTR: Cash Transaction Report;

<sup>5</sup> EFT: Electronic Funds Transfer; <sup>6</sup>

IFT: International Funds Transfer; <sup>7</sup>

SAR: Suspicious Activity Report;

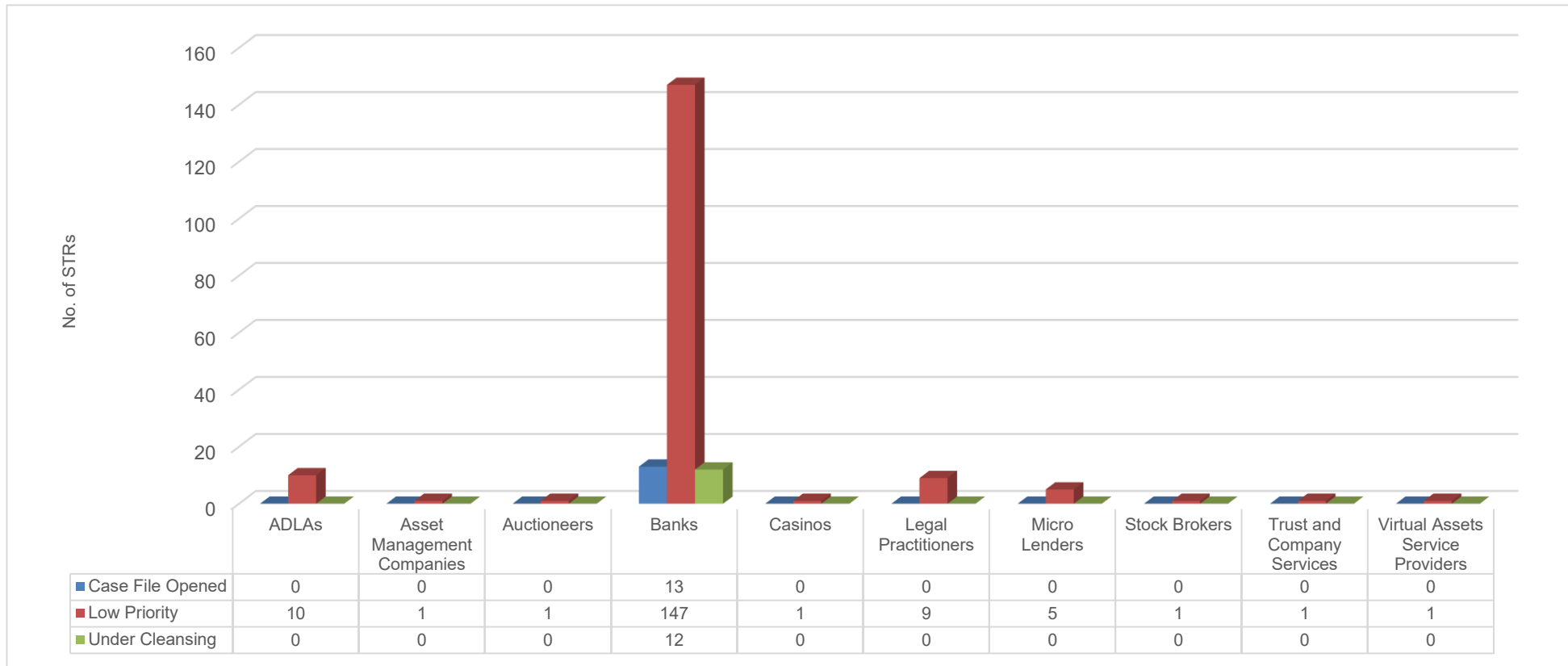
<sup>8</sup> STR: Suspicious Transaction Report;

<sup>9</sup> IRD: Incoming Request-Domestic; and

<sup>10</sup> IRI: Incoming Request-International

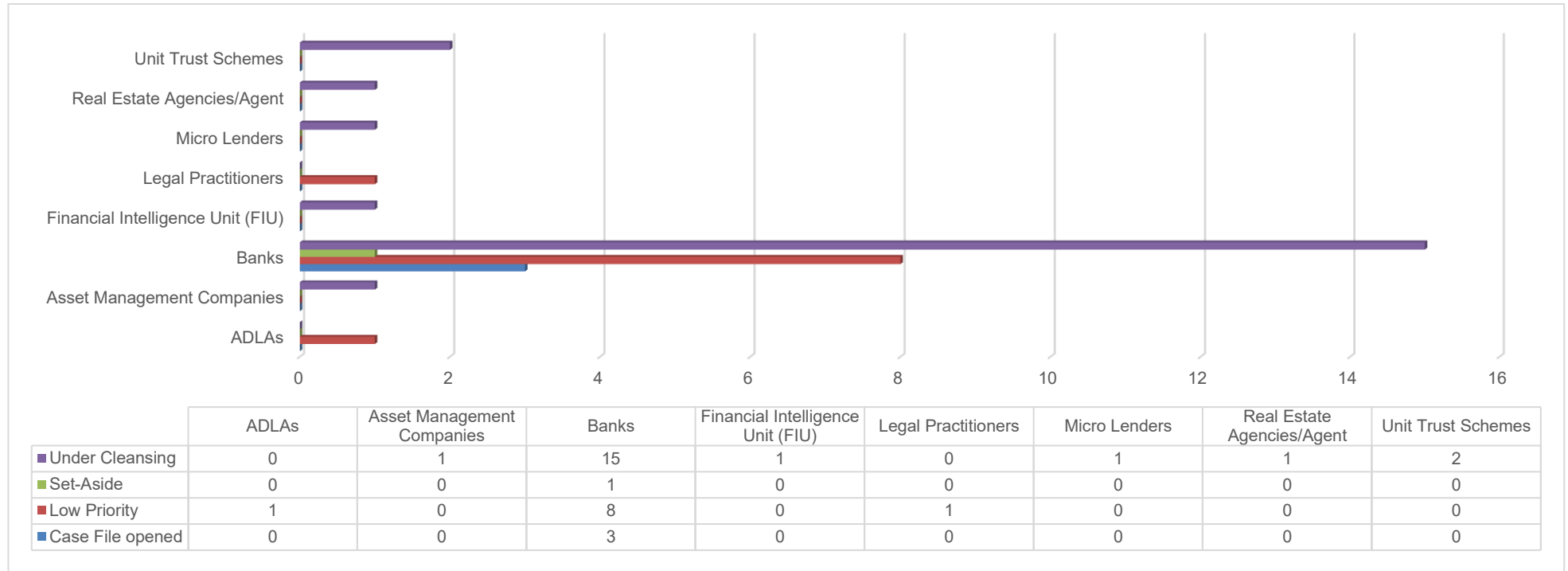
## 2. Classification of Reports

**Graph 2.1: STRs Received by the Reporting Entities**



Of the 202 STRs filed, 177 were classified as low priority, while 13 were accorded high-priority status. Banking Sector filed the majority of STRs for the month, submitting 172.

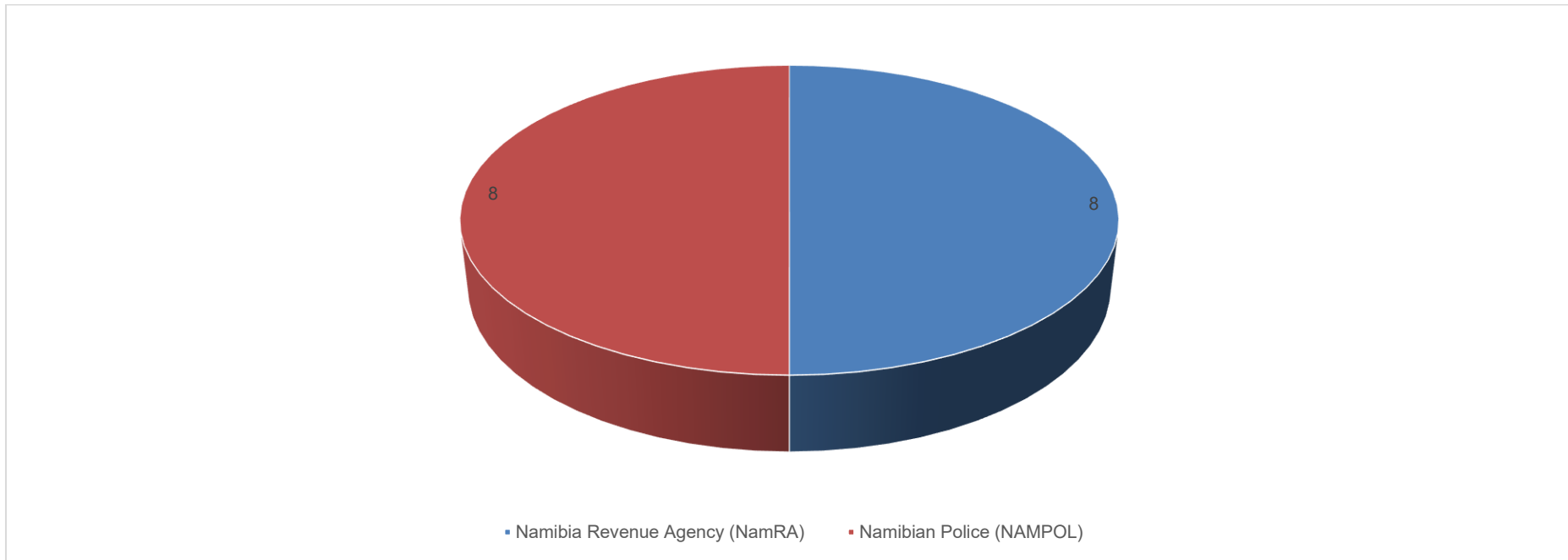
**Graph 2.2: SARs received by the Reporting Entities**



In March 2026, the FIC received a total of 35 SARs. Records indicate that only 3 SARs were escalated to cases, whereas 10 SARs were placed on low priority and 21 reports were still under cleansing during the reporting period.

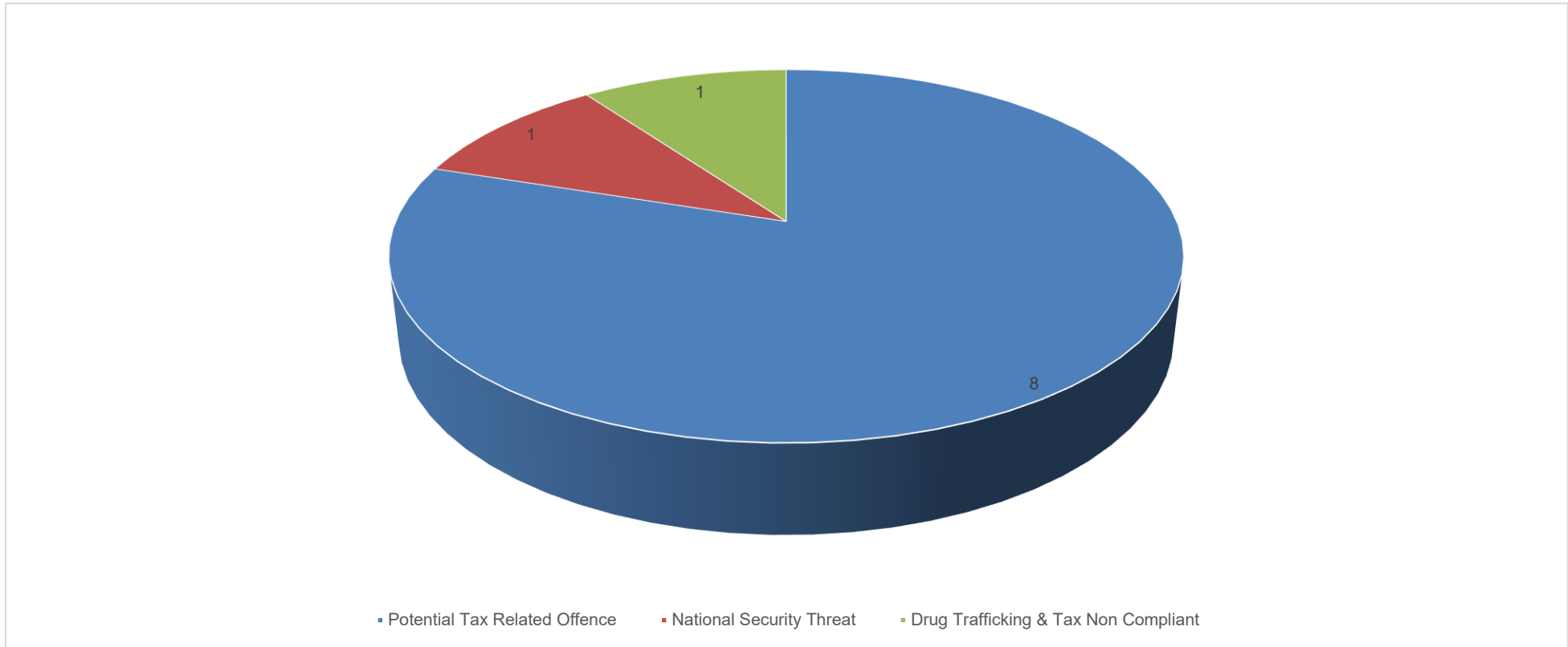
### 3. Disclosures

**Graph 3.1: Spontaneous Disclosures disseminated to Law Enforcement Agencies/ relevant authorities**



In the period under review, the FIC disseminated 16 Spontaneous Disclosures (SDs) to Law Enforcement Agencies (LEAs).

**Graph 3.2: Potential Predicate Offences**



Overall, 10 potential ML predicate offenses were recorded in March 2026.